

## Make a DIY Dinosaur Egg

### Materials Needed:

Balloons  
Newspaper or other thin paper  
1 cup water  
1 cup all-purpose flour  
Mixing bowl


Wooden mixing spoon

A plate or place-mat


### Optional

Acrylic paint and brushes to decorate your egg

### Instructions:




**Step 1:** Inflate your balloon and tie it off. Dinosaur eggs came in a variety of shapes, ranging from long, ovoid *Oviraptor* eggs, to nice, round sauropod eggs.



**Step 2:** Cut up your newspaper into strips. You're going to want them to be around 2 x 5 inches. Some smaller squares will be helpful to cover any missing patches.



**Step 3:** Put a cup of flour into a bowl, and mix in a cup of water. You want to get a paste-like consistency; add more flour if it's too runny or more water if it's too thick. Mix this until smooth and blended together.



**Step 4:** Next, take the strips of newspaper and dip them into your paper-mache paste. Squeeze off extra paste so your paper is only covered in a thin layer and carefully start laying the paper over the balloon. Don't cover the neck of the balloon; we'll cut it off once the paper-mache dries!



**Step 5:** Once you've completed your eggshell, smooth out any last bubbles or edges that are sticking up. With your fingers, wipe off any excess paste. Let it sit overnight and harden.



**Step 6:** Once your egg is dry (it may take longer than overnight), get your grown-up's help to use scissors to cut off the neck of the balloon. You can try to remove the balloon from this hole, but it's okay if the balloon stays inside your egg!



**Step 7:** Lastly, if you have acrylic paint, you can decorate your egg! We can look at the wide diversity of modern eggshell coloration and assume that dinosaurs were no different. Think about what kind of nest your egg might have been laid in and what patterns might help hide it!

### Start Here to Learn More!

Dinosaur eggs are rarely fossilized, so whenever we find one, it's a big deal.

Paleontologists have found eggs from all different types of dinosaurs, like the duck-billed *Maiasaura*, the theropod *Oviraptor*, and even the massive titanosaur sauropods. These different types of dinosaurs laid different types of eggs and we can use things like shape, size and texture to identify which laid which. Each of these types of egg are referred to as an ootaxon, which is just a fancy way of saying "a group of similarly unique eggs." Today, with the help of a grown-up, you're going to learn how to make your own dinosaur eggs using a balloon, some flour, water and old newspaper.



### Having Fun?

We want to see! Tag [@naturalsciences](#) on social media, so we can see you and your loved ones enjoying our Science at Home experiments.